

Vertical Mailboxes

VERTICAL MAILBOXES

FRONT LOADING USPS access or PRIVATE access

Made entirely of aluminum, Salsbury 3500 series U.S.P.S. approved vertical mailboxes are available in surface mounted and recessed mounted units. The mailboxes feature 5-1/2" W x 16-1/4" H extruded aluminum doors and a durable powder coated finish available in five (5) contemporary colors. Each mailbox door includes a five (5) pin cylinder cam lock with two (2) keys and a 2-1/2" W x 5/8" H indentation to accommodate a label (included) to identify the tenant's name and/or box number. Mailboxes are available in units with three (3) to seven (7) compartments. Each compartment is 6-3/4" deep. Vertical mailboxes are ideal for apartments, condominiums, commercial buildings and many other applications.

Volume Discount Pricing Available On-Line!



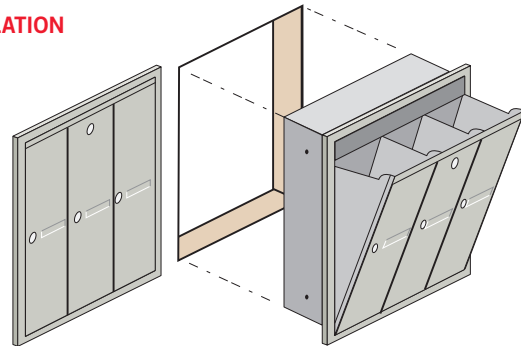
4B+

Note: 3500 series 4B+ vertical mailboxes have been U.S.P.S. approved to the required security upgrades of USPS-STD-4B+. These mailboxes are approved for replacement and/or retrofit installations. For new construction and major renovations, see 4C horizontal mailboxes on pages 12-17.

SAMPLE INSTALLATION

Model displayed:
(2) 3503's

Recessed mounted units fit into a rough opening and are secured with mounting hardware through the back or side panels. Recessed units feature a fully integrated flanged collar which fits over the rough opening.




Note: For U.S.P.S. accessed vertical mailboxes, the master lock in the top tier of mailboxes must be no more than 58" above the finished floor. The master lock in the bottom tier of mailboxes must be no less than 30" above the finished floor. No more than two (2) tiers of mailboxes may be installed.

Note: Rough opening for recessed mounted vertical mailboxes is 1-1/2" less than the unit's width, 1-1/4" less than the unit's height and equal to the unit's depth.

Note: Rough opening for recessed letter boxes (#2245) is 13-3/4" W x 17-3/4" H x 6-3/4" D.

3500 SERIES DOOR SIZE



3551¹
Replacement door and lock
\$35.00



#3507 aluminum recessed units with optional custom engraved placards (#3567) displayed



3503



3504



3505



3506



3507

VERTICAL MAILBOXES - FRONT LOADING - U.S.P.S. APPROVED

MODEL	DESCRIPTION	UNIT SIZE	WEIGHT	PRICE
3503 ^{1,2,3}	3 Doors	18-3/4" W x 19" H x 7-1/2" D	25 lbs.	\$135.00
3504 ^{1,2,3}	4 Doors	24-1/4" W x 19" H x 7-1/2" D	30 lbs.	\$180.00
3505 ^{1,2,3}	5 Doors	29-3/4" W x 19" H x 7-1/2" D	35 lbs.	\$225.00
3506 ^{1,2,3}	6 Doors	35-1/4" W x 19" H x 7-1/2" D	40 lbs.	\$270.00
3507 ^{1,2,3}	7 Doors	40-3/4" W x 19" H x 7-1/2" D	45 lbs.	\$315.00
3575	Master commercial lock - factory installed if for private access - with (2) keys			\$30.00
3590	Lock - standard replacement for 3500 series doors - with (2) keys			\$10.00
3599	Key blanks - for standard 3500 series locks - box of (50)			\$35.00
2240 ^{1,4}	Letter Box - surface	15" W x 19" H x 7-1/2" D	20 lbs.	\$175.00
2245 ^{1,4}	Letter Box - recessed	15" W x 19" H x 6-3/4" D	20 lbs.	\$175.00
2246	Master commercial lock - factory installed if for private access - with (2) keys			\$30.00

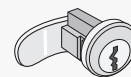
VERTICAL MAILBOX OPTIONS

OPTIONS

- Outgoing mail slot - in the far left door of the unit unless otherwise specified (#3569 - \$10.00)
- Master commercial lock - factory installed if for private access - with (2) keys (#3575 - \$30.00)
- 4B+ Master door security retrofit kit (#3596 - \$50.00)

LOCKS

- Each mailbox door includes a five (5) pin cylinder cam lock with (2) keys (1,000 different key changes). (#3590 - \$10.00)
- Additional keys per lock when ordering (#3598 - \$3.00)
- Key blanks - box of (50) (#3599 - \$35.00)



#3590
Lock for 3500 series
\$10.00



#3598
Additional keys
for #3590
\$3.00 per key

DOOR IDENTIFICATION

Each mailbox door includes a 2-1/2" W x 5/8" H indentation to accommodate a label (included) to identify the tenant's name and/or box number. Custom identification systems are available as an option upon request.

LETTER BOXES USPS or PRIVATE ACCESS

A letter box is an ideal way to collect outgoing mail or other correspondence. See pages 46-47 for additional products and specifications. \$175.00

CUSTOM ENGRAVING (OPTION - #2266)

Custom engraving for letter boxes (specify regular or black filled) is available as an option upon request. See page 46-47 for specifications. \$20.00

OUTGOING MAIL SLOT (OPTION - #3569)

A 4-3/8" W x 1/2" H outgoing mail slot is available as an option upon request. It will be located in the far left door of the unit unless otherwise specified. If a mail slot is requested, order unit with one additional compartment than the total number of tenants receiving mail. \$10.00

CUSTOM ENGRAVED PLACARDS (OPTION - #3567)

2-1/2" W x 5/8" H custom engraved self-adhesive placards are available as an option upon request. \$3.00



2240



- ¹ Specify
- aluminum
 - brass
 - bronze
 - sandstone
 - green

- ² Specify - surface mounted or recessed mounted
- ³ Specify - U.S.P.S. access or private access (order master commercial lock #3575)
- ⁴ Specify - U.S.P.S. access or private access (order master commercial lock #2246)