

# 4C Horizontal Mailbox Specifications & Options

- *Manufactured by Salsbury Industries to USPS-STD-4C Specifications*
- *Required for New Construction*
- *ADA Compliant Mailbox Units Available*    
*see page 15 and visit [www.mailboxes.com/ADA-4C-Mailboxes](http://www.mailboxes.com/ADA-4C-Mailboxes)*
- *For Indoor or Outdoor Use*
- *Fully Integrated or Stand-Alone Parcel Lockers*




*Note: U.S.P.S. standard 4C requires a minimum of one parcel locker for every ten (10) tenant compartments. Parcel lockers are not required for installation sites with less than ten (10) tenant compartments.*

**If Rear Loading:** The front of the two (2) high outgoing mail compartment is comprised of two (2) fixed panels (no access door). The rear of the unit incorporates one or two (2) access door(s) with heavy duty latches and continuous hinges. Units available without rear access doors upon request.



**3716D-20**

*Rear Loading  
Front view of Double Column Unit displayed*



**3716D-20**

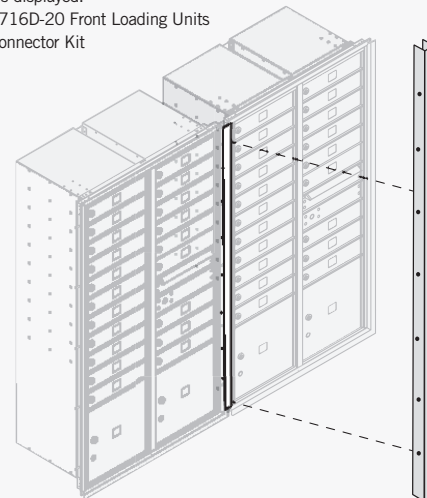
*Rear Loading  
Rear view of Rear Access Doors displayed*

## 4C MAILBOX CONNECTOR KIT

Made of heavy duty aluminum, 4C mailbox connector kits easily connect multiple 4C mailbox units providing easy installation. Each standard and custom 4C mailbox unit includes one mailbox connector kit (hardware included).



Models displayed:  
(2) 3716D-20 Front Loading Units  
(1) Connector Kit



*4C mailbox connector kit connects units flushed side by side and eliminates the need for wood studs between the units.*

*Note: For U.S.P.S. serviced installations, the tenant locks in the top row of mailboxes must be no more than 67" above the finished floor and the bottom shelf of the lowest row of mailboxes must be no less than 28" above the finished floor. The U.S.P.S. master arrow lock must be a minimum of 36" and a maximum of 48" above the finished floor. The bottom shelf of parcel lockers must be at least 15" above the finished floor.*




*#3716D-20 maximum height 4C standard horizontal mailboxes in bronze finish with custom engraved placards (#3767) displayed*

**If Front Loading:** Units include one or two (2) master door(s) that swing(s) on continuous integral hinges. The two (2) high outgoing mail compartment includes the access door and cannot be used for mail distribution. The rear of the unit incorporates a solid rear cover.

**4C**

Note: 3700 series 4C standard horizontal mailboxes and parcel lockers have been U.S.P.S. approved and meet the specifications of USPS-STD-4C. These units are required for new construction and major renovations.



Front views of 3716D-20 front loading units in aluminum finish displayed

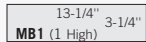


**4C HORIZONTAL MAILBOX SPECIFICATIONS & OPTIONS**

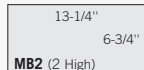
Note: Matching collection boxes and receptacles available on-line.

**MAILBOX DOOR SIZES**

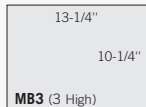
Each aluminum door includes a heavy duty five (5) pin cylinder cam lock with a dust/rain shield and three (3) keys.



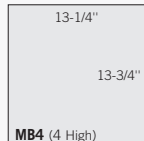
#3751<sup>1</sup> Replacement MB1 door and lock \$50.00



#3752<sup>1</sup> Replacement MB2 door and lock \$60.00




#3753<sup>1</sup> Replacement MB3 door and lock \$70.00



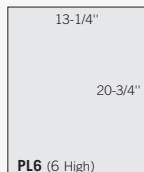
#3754<sup>1</sup> Replacement MB4 door and lock \$80.00

**PARCEL LOCKER DOOR SIZES**

Parcel lockers offer tenants a convenient way to receive packages on site and are fit with a two (2) key security system.



#3755<sup>1</sup> Replacement PL5 door and tenant lock \$100.00



#3756<sup>1</sup> Replacement PL6 door and tenant lock \$110.00

<sup>1</sup> Specify



**FINISHES**

The durable and corrosion resistant 4C units feature a durable powder coated finish available in aluminum, bronze, gold or sandstone. Custom finishes (#3766 - add 15% to unit price) are available as an option upon request.

**DOOR IDENTIFICATION**

Each 4C standard horizontal mailbox door has a 1" high number. The outgoing mail compartment is labeled "Outgoing Mail" and the parcel locker(s) are labeled with a "1P", "2P", etc. Custom identification systems are available as an option upon request.

**CUSTOM ENGRAVED PLACARDS**

1-3/4" W x 1-1/2" H custom engraved self-adhesive placards are available as an option upon request. (#3767 - \$3.00)




#3767

**OUTGOING MAIL COMPARTMENTS**

One compartment in each unit is labeled "Outgoing Mail" and includes a weather protection flap and a 10-3/4" W x 3/4" H mail slot.

**OPTIONS** (for installations not serviced by the U.S.P.S.)

- Mail slots (#3769 - \$3.00)  
Standard slot size: 10" W x 3/4" H  
Custom slot sizes are available upon request.
- Plexiglass window 1-1/8" W x 7/8" H (#3771 - \$3.00)
- Outgoing mail slot plug kit (#3770 - \$35.00)



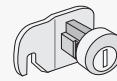
#3769



#3771

**LOCKS**

Each 4C mailbox door includes a heavy duty five (5) pin cylinder cam lock with a dust/rain shield and three (3) keys (2,000 different key changes). (#3790 - \$15.00)



#3790

- Additional keys per lock when ordering (#3798 - \$3.00)
- Key blanks - box of (50) (#3799 - \$35.00)
- Custom lock installation - cylinders provided by owner (for installations not serviced by the U.S.P.S.) (100) door minimum (#3793 - \$5.00 additional per door)

**MASTER COMMERCIAL LOCK**

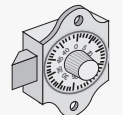
Factory installed if for private access - for front loading mailboxes and parcel lockers - with (2) keys (#3775 - \$30.00)



#3775

**COMBINATION LOCK**

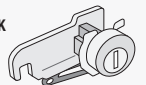
Three (3) digit single dial combination lock with spring latch and automatic throw-off (for installations not serviced by the U.S.P.S.). Combination numbers can be changed by owner. (#3786 - \$15.00)



#3786

**TENANT PARCEL LOCKER LOCK**

For parcel locker door - with (3) keys (#3776 - \$40.00)



#3776

Surface mounted and free-standing enclosures for 4C standard and custom horizontal mailboxes are available – see pages 20-23  
4C standard and custom horizontal mailboxes can be mounted on pedestals – see pages 24-27

COMMERCIAL MAILBOXES • RESIDENTIAL MAILBOXES • CUSTOM SIGNAGE • CELL PHONE LOCKERS