

Large Commercial Signage

LARGE COMMERCIAL SIGNAGE

Made of 1/2" thick solid acrylic, Salsbury 1500 series large commercial signage features the natural beauty of granite with the durability of "solid surface" counter tops and are ideal for businesses, schools, libraries, hotels, country clubs, buildings and many other applications. Commercial signage is weather resistant and available in surface mounted or post mounted and in four (4) attractive styles. Each commercial sign has engraved gold or silver painted characters / trim on a background that can be specified black, cobalt blue, jade green, maroon or white. Each commercial sign is available with five (5) specified emblems or no emblem. Commercial signage includes engraved characters / trim on one side - commercial signage with characters / trim on two (2) sides (order #1599) is available as an option upon request. Surface mounted large commercial signage includes concealed mounting brackets. Post mounted large commercial signage includes powder coated black or white in-ground mounted post(s) and hardware to attach the sign to the post(s). Minor assembly is required.



Arched signs displayed



Rectangular signs displayed



Oval signs displayed



Classic signs displayed

LARGE COMMERCIAL SIGNAGE

RECTANGULAR SIGNS

1510 - Rectangular Sign - surface mounted


- 40" W x 30" H
- 35 lbs.
- \$300.00



1511 - Rectangular Sign

- with white in-ground posts

- sign: 40" W x 30" H
- overall post size: 62" W x 81" H x 4" D
- cross bars: (2) 42" W x 3-1/2" H x 3-1/2" D
- 105 lbs.
- \$500.00



1512 - Rectangular Sign

- with black in-ground posts

- sign: 40" W x 30" H
- overall post size: 62" W x 81" H x 4" D
- cross bars: (2) 42" W x 3-1/2" H x 3-1/2" D
- 105 lbs.
- \$500.00



ARCHED SIGNS

1520 - Arched Sign - surface mounted


- 40" W x 27" H
- 35 lbs.
- \$300.00



1521 - Arched Sign

- with white in-ground posts

- sign: 40" W x 27" H
- overall post size: 50" W x 81" H x 4" D
- cross bar: 42" W x 3-1/2" H x 3-1/2" D
- 90 lbs.
- \$500.00



1522 - Arched Sign

- with black in-ground posts

- sign: 40" W x 27" H
- overall post size: 50" W x 81" H x 4" D
- cross bar: 42" W x 3-1/2" H x 3-1/2" D
- 90 lbs.
- \$500.00



OVAL SIGNS

1530 - Oval Sign - surface mounted

- 24" W x 20" H
- 20 lbs.
- \$200.00



1531 - Oval Sign

- with white in-ground post

- sign: 24" W x 20" H
- overall post size: 37" W x 81" H x 4" D
- arm: 27" W x 3-1/2" H x 3-1/2" D
- 50 lbs.
- \$350.00



1532 - Oval Sign

- with black in-ground post

- sign: 24" W x 20" H
- overall post size: 37" W x 81" H x 4" D
- arm: 27" W x 3-1/2" H x 3-1/2" D
- 50 lbs.
- \$350.00



CLASSIC SIGNS

1540 - Classic Sign - surface mounted

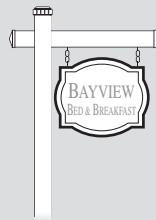
- 24" W x 20" H
- 20 lbs.
- \$200.00



1541 - Classic Sign

- with white in-ground post

- sign: 24" W x 20" H
- overall post size: 37" W x 81" H x 4" D
- arm: 27" W x 3-1/2" H x 3-1/2" D
- 50 lbs.
- \$350.00



1542 - Classic Sign

- with black in-ground post

- sign: 24" W x 20" H
- overall post size: 37" W x 81" H x 4" D
- arm: 27" W x 3-1/2" H x 3-1/2" D
- 50 lbs.
- \$350.00



Specify • background color



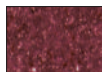
black




cobalt blue



jade green



maroon



white

Specify • characters / trim color

ABC123

gold

ABC123

silver

Specify • emblem



none



daisy



fountain



grid



infinity



shell

Specify • individual characters

- (1 line version) up to (16) letters / numbers / spaces
- (2 line version) up to (16) letters / numbers / spaces per line
- (3 line version) up to (16) letters / numbers / spaces per line

Note: Character sizes are dependent upon the total number of requested characters per line and vary between 3" to 8" high on oval and classic signs and 4" to 10" high on rectangular and arched signs. The first letter of each word is approximately 20% larger than the other letters.

LARGE COMMERCIAL SIGNAGE OPTION - CHARACTERS / TRIM ON 2 SIDES

- 2 sided signs (#1599 - \$75.00)



front



back



2 sided signs are ideal for post mounted signs requiring visibility from both sides. 2 sided signs (#1599) are available as an option upon request.

Allow two (2) weeks for large commercial signage delivery.